

**CANTEBURY TOWERS**  
**INTERIOR APARTMENT FITTINGS, FIXTURES & EQUIPMENT**

**CANTEBURY TOWERS**  
**CENTRAL VILLAGE - FORTITUDE VALLEY**

**FF&E NOTES**







- 1 SCHEDULE TO BE READ IN CONJUNCTION WITH DRAWING PACKAGE INCLUDING FINISHES PLANS AND JOINERY DRAWINGS.
- 2 SPECIFICATIONS MUST NOT BE REPLACED WITH ALTERNATIVE SPECIFICATIONS UNLESS APPROVED BY PBS & GROUP GSA
- 3 SUPPLIER AND / OR MANUFACTURERS MUST NOT BE SUBSTITUTED UNLESS APPROVED BY PBS & GROUP GSA
- 4 REFER TO DRAWINGS AND SPECIFICATION TO DETERMINE FULL REQUIREMENTS FOR USE AND APPLICATIONS
- 5 CONTRACTOR TO PROVIDE SAMPLES OF FINISHES/FITTINGS WHERE REQUIRED FOR APPROVAL PRIOR TO PROCUREMENT
- 6 ALL FITTINGS AND FITTINGS INSTALLATION MUST COMPLY WITH APPLICABLE BCA AND AUSTRALIAN STANDARDS
- 8 ALL LONG LEAD TIME ITEMS HIGHLIGHTED IN RED. BUILDER TO ENSURE PROCURMENT IS CARRIED OUT TO SUIT PROJECT PROGRAM.








**FF&E SCHEDULE**
**BATHROOM + ENSUITE**


TOILET SUITE	WC	BATHROOM + ENSUITE	Model Name: BANKSIA Wall Faced Toilet Suite Model No. / Code: K1001W  OR EQUAL	Finish: White		4 star WELS Rated 4.5/3L Universal Trap Banksia Soft Close Seat included	Manufacturer: Stylus SUPPLIER: GWA Bathrooms and Kitchens Donna Roffey PHONE: 0418 189 049	4 Weeks
BASIN	BS	BATHROOM + ENSUITE	Caroma Liano Nexus Semi Recessed Basin - 1TH Model No. / Code: 665715W  OR EQUAL	Finish: White Measurements: 450W x 390D		AS1428.1-2009 compliant Installation to comply with AS1428.1-2009 Capacity: 4.8L to overflow	Manufacturer: Caroma SUPPLIER: GWA Bathrooms and Kitchens Donna Roffey PHONE: 0418 189 049	4 Weeks
BASIN MIXER	MX	BATHROOM + ENSUITE	Model Name:Dorf Kip Basin Mixer Model No. / Code: 872881C6A  OR EQUAL	Finish: CHROME		WELS 6 star rated, 4.5L/min Rub clean silicone aerators	Manufacturer: Dorf SUPPLIER: GWA Bathrooms and Kitchens Donna Roffey PHONE: 0418 189 049	4 Weeks
SHOWER MIXER	SHM	BATHROOM + ENSUITE	Model Name:Dorf Kip Bath/Shower Mixer Model No. / Code: 872882C  OR EQUAL	Finish: CHROME			Manufacturer: Dorf SUPPLIER: GWA Bathrooms and Kitchens Donna Roffey PHONE: 0418 189 049	4 Weeks
SHOWER ROSE & RAIL	SHR	BATHROOM + ENSUITE	Model Name:Caroma Essence Multifunction rose & Rail Model No. / Code: 90312C3A  OR EQUAL	Finish: CHROME		3 star WELS rated; 9L min 3 Spray functions Integrated soap dish	Manufacturer: Caroma SUPPLIER: GWA Bathrooms and Kitchens Donna Roffey PHONE: 0418 189 049	4 Weeks

**KITCHEN**



SINK MIXER	SM	KITCHEN	Model Name:Viridian Sink Mixer Model No. / Code: 811011C4A  OR EQUAL	Finish: CHROME		Swivel outlet Wels 4 star rated, 7.5L/ min	Manufacturer: Viridian SUPPLIER: GWA Bathrooms and Kitchens Donna Roffey PHONE: 0418 189 049	4 Weeks
UNDER MOUNT SINK	SNK	KITCHEN	Model Name: Clark Polar Single Bowl Model No. / Code : PPL10BU.  OR EQUAL	Finish: Stainless Steel Measurements: 325 x 405		Basket Waste Included	Manufacturer: Clark SUPPLIER: GWA Bathrooms and Kitchens CONTACT Donna Roffey PHONE 0418189049	4 Weeks

MICROWAVE	MW	KITCHEN	Model Name: HAFELE 25LTR, Convection Microwave Oven with built in trim kit Model No. / Code: 538.31.030  OR EQUAL	Finish: Stainless Steel Measurements:		1400W Microwave, 1000W Grill, 6 power settings 90 minute timer, auto cook menu Delay start Grill function Digital LED lock & function display	SUPPLIER: Hafele CONTACT Mark Gulliver PHONE 0459 067 937	Normally in stock
RANGEHOOD	RHD	KITCHEN	Model Name: HAFELE 60cm Slideout Rangehood-Front Re-circulating Model No. / Code: 539.82.022  OR EQUAL	Finish: Stainless steel facia		3 speed slider control, 2 aluminium grease filters, Charcoal filter required (1 piece), 56dBA at max speed	SUPPLIER: Hafele CONTACT Mark Gulliver PHONE 0459 067 937	Normally in stock
COOKTOP	CT	KITCHEN	Model Name:HAFELE 60cm Ceramic Cooktop Model No. / Code: 536.02.531  OR EQUAL	Finish: Black frameless ceramic glass		Right hand side control knobs, under knob electric ignition, residual heat indicator lights	SUPPLIER: Hafele CONTACT Mark Gulliver PHONE 0459 067 937	Normally in stock
OVEN	OV	KITCHEN	Model Name: 60cm Multifunction Oven Model No. / Code: 539.07.031  OR EQUAL	Finish: Stainless Steel Measurements: 60cm		Fan forced oven, 61 Litres (net) oven capacity, 4 function oven,	SUPPLIER: Hafele CONTACT Mark Gulliver PHONE 0459 067 937	Normally in stock
DISHWASHER	DW1	KITCHEN (2 & 3 Bed Apartments)	Model Name:HAFELE 60cm Integrated Dishwasher Model No. / Code: 538.21.101  OR EQUAL	Finish: -Integrated		12 place setting, Electronic control; with LED display, 7 wash settings, half load function, 2.5 star energy rating-4 star WELS, 49db noise level	Manufacturer: Hafele SUPPLIER: CONTACT Mark Gulliver PHONE 0459 067 937	Normally in stock
DISHWASHER	DW2	KITCHEN (1 Bed Apartments all 1 bedroom apartments including SOHO and accessible)	Model Name:HAFELE Compact dishwasher Model No. / Code: 538.21.131  OR EQUAL	Finish: -Integrated		6 place settings, 7 wash settings, 1-24hr display settings, 2.5 star energy rating, 2.5 WELS, 49db noise level	SUPPLIER: Hafele CONTACT Mark Gulliver PHONE 0459 067 937	Normally in stock
CULTERY TRAYS	CT	Kitchen	Model Name:HAFELE  OR EQUAL			Cultery tray, trimmed to fit drawer, divider panel if required (melamine finish) 5 compartments nominal Finish white gloss Joiner to select		
Integrated Lighting		Kitchen	Kitchen overhead cabinetry - refer JOINERY DWGs  OR EQUAL	Refer to electrical engineers drawings for specification		To run Extent of overhead cabinetry (except at rangehood)		





LAUNDRY								
LAUNDRY MIXER + STOP COCKS	LMT & SC	LAUNDRY	Model Name: Stylus Cadet Laundry Mixer Set & stop cocks Model No. / Code: 631327C4A  OR EQUAL	Finish: Chrome		Set includes laundry mixer and washing machine set WELs 4 star rated, 7.5L/min laundry mixer	Manufacturer: Stylus SUPPLIER: GWA Bathrooms and Kitchens CONTACT Donna Roffey PHONE 0418189049	4 Weeks
LAUNDRY TUB	TUB	LAUNDRY	Model Name: Clark Eureka 35L tub + cabinet with by-pass-compact Model No. / Code: 7111  size: 606Dx380Wx873H  OR EQUAL	Finish: White		Includes basket waste	Manufacturer: Clark SUPPLIER: GWA Bathrooms and Kitchens CONTACT Donna Roffey PHONE 0418189049	4 Weeks
DRYER	DRY	LAUNDRY	Model Name: 6KG Tumble dryer Model No. / Code: 534.94.500  OR EQUAL	Finish: White Measurements:		2 star energy rating Upside down wall mounting Drying 2 star Reversing tumble action Stop open door anti-crease function	Manufacturer: Hafele SUPPLIER: Hafele CONTACT: Mark Island PHONE: 3344 1533	Normally in stock
FLOOR WASTE	FW	BATH/ENSUITE & LAUNDRY	Model Name: AUSTWORLD ROUND FLOOR GRATE Model No. / Code: FLG4  OR EQUAL	Finish: Chrome Measurements: 100mm DIA			Manufacturer: AUSTWORLD SUPPLIER: HARVEY NORMAN COMMERCIAL CONTACT DAVID KELLY PHONE 3297 3700/ 0402 594 227 FAX 3297 3799	
VENTILATION GRILL	VG1	LAUNDRY DOORS, LINEN CUPBOARDS OR PANTRY WITH NBN OR MICROWAVE	Model Name: HAFELE Model Name: Ventilation Grill Model No. / Code: 575.20.922  OR EQUAL	Finish: Aluminium - Silver Coloured Measurements: 300L x 80H		Anodised Aluminium	Manufacturer: Hafele SUPPLIER: Hafele CONTACT: Mark Island PHONE: 3344 1533	
VENTILATION GRILL	VG3	KICKPLATE REFER TO JOINERY DRAWINGS WHERE INTEGRATED MICROWAVES ARE LOCATED	Model Name: HAFELE Model Name: Ventilation Grill Model No. / Code: 575.20.011  OR EQUAL	Finish: Aluminium - Silver Coloured Measurements: 300L x 60H		Anodised Aluminium	Manufacturer: Hafele SUPPLIER: Hafele CONTACT: Mark Island PHONE: 3344 1533	
GENERALLY								
EXHAUST FAN		GENERALLY	Model Name: Cone Diffuser Model No. / Code: 108  OR EQUAL	Finish: White Measurements: 200 Diameter			Manufacturer: Paltech SUPPLIER: Paltech	





FAN	FAN	GENERALLY	Model Name: Futura Eco Model No. / Code: SKU: 210829  OR EQUAL	Finish: White Measurements: 122cm		Motor Wattage: 60 watts Airflow: 148.7m3 per minute Blade material: Plywood Standard drop from ceiling: 30cm Fans to comply with he BCA section part J Design Compliance Report <b>Apartment #1410 requires 1400mm diameter; select comparable fan in aesthetics and performance</b>	Manufacturer: Lucci Air SUPPLIER: Lucci Air	
-----	-----	-----------	---	--------------------------------------	---	---	--	--

#### SCREENS & DOORS

BIFOLD DOOR		LAUNDRY BIFOLD DOORS	Model Name: Folding Door Fitting Wing Line 230Wing Line 230 Folding Door Set For 2 Doors Each With 2 Panels from Furniture Fittings  OR EQUAL			Panel quantities to suit opening Refer Finishes Schedule for panel substrate and finish	Manufacturer: Hettich SUPPLIER: Hettich CONTACT: Daniel Thompson PHONE: 3846 0660 (P) 0418 708 733 (M) 3846 0670	
SHOWER SCREEN	SSC	BATHROOM & ENSUITE	Model Name: Stegbar Grange Series Inline Semi-Frameless  OR EQUAL	Finish: White Measurements: Refer drawings		Chrome fittings	Manufacturer: Stegbar SUPPLIER: Stegbar Kedron (P) 07 3357 4186	
Wardrobe Sliding door fronts	MR2	Refer drawings for extent	Model Name: Frameless sliding wardrobe doors Clear anodised aluminium frame. Door panels in silver mirror			Varies from 2 to 3 sliding doors, Refer to plans for layouts and read in conjunction with DWG 77.01 for typical details	Manufacturer: Stegbar TBC with PBS	

#### ACCESSORIES AND DOOR HANDLES

DOOR HANDLE - FLUSH PULL	DHN1	BIFOLD & SLIDING DOORS	Model Name: Nidum recessed handle Model No. / Code: 9071075  OR EQUAL	Finish: Aluminium look Measurements: 192L x 25H			Manufacturer: Hettich SUPPLIER: Hettich	
HANDLE	HN	GENERALLY	Model Name: Stainless Steel Pull Handle Model No. / Code: 3750 - 150	Finish: Stainless Steel			Manufacturer: Designer Doorware SUPPLIER: Gainsborough	
GROMMIT	GR	STUDY DESKS	Model Name: One-Piece, circular cable outlet Model No. / Code: 429.86.925	Finish: Anodised Aluminium Measurements: 90mm diameter 30d			Manufacturer: Hettich SUPPLIER: Hafele CONTACT Mark Iselin PHONE 07 3846 8500 FAX 07 3846 8501	
ROBE HOOK	RH	BATHROOM + ENSUITE	Model Name: Lennox Robe Hook Model No. / Code: 092471C	Finish: Polished chrome		Allow for 1off to each bathroom + ensuite	Manufacturer: VIRTU SUPPLIER: GWA Bathrooms and Kitchens Donna Roffey PHONE: 0418 189 049	4 Weeks

TOILET ROLL HOLDER	TRH	BATHROOM + ENSUITE	Model Name: Virtu Lennox Toilet Roll Holder Model No. / Code: 092472C  OR EQUAL	Finish: Polished chrome		Allow for 1off to each bathroom + ensuite	Manufacturer: VIRTU SUPPLIER: GWA Bathrooms and Kitchens Donna Roffey PHONE: 0418 189 049	4 Weeks
TOWEL RING	TR	BATHROOM + ENSUITE	Model Name: Virtu Lennox Towel Ring Model No. / Code: 092474C  OR EQUAL	Finish: Polished chrome			Manufacturer: VIRTU SUPPLIER: GWA Bathrooms and Kitchens Donna Roffey PHONE: 0418 189 049	4 Weeks
SINGLE TOWEL Rail (600mm)	STR1	BATHROOM + ENSUITE	Model Name:Virtu Lennox Single Towel Rail - 600 Model No. / Code: 092477C  OR EQUAL	Finish: Polished chrome		Metal construction	Manufacturer: VIRTU SUPPLIER: GWA Bathrooms and Kitchens Donna Roffey PHONE: 0418 189 049	4 Weeks
SINGLE TOWEL RAIL (800mm)	STR2	BATHROOM + ENSUITE	Model Name: Lennox Single Towel Rail - 800 Model No. / Code: 092470C  OR EQUAL	Finish: Polished chrome		Metal construction <b>ALLOW FOR STR2 IN ALL BATHROOMS &amp; ENSUITE UNLESS SPACE DOES NOT ALLOW</b>	Manufacturer: VIRTU SUPPLIER: GWA Bathrooms and Kitchens Donna Roffey PHONE: 0418 189 049	4 Weeks